

Devoll Week 1 K-2 students


©Tara West





CVC


Name: _____


Directions: Write in the missing beginning sound for each CVC word.


		i	p
---	--	---	---


		e	d
--	--	---	---


		u	s
---	--	---	---

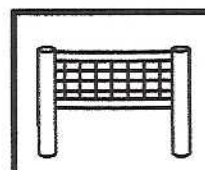
		o	t
--	--	---	---


		a	b
--	--	---	---


		a	m
---	--	---	---

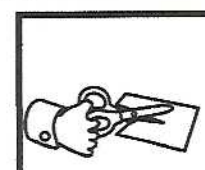
		o	x
---	--	---	---

		i	t
--	--	---	---

		e	t
---	--	---	---


		a	t
--	--	---	---

		u	p
---	--	---	---

		u	t
--	--	---	---

March Fluency


Directions: Set a timer for 1 minute. Read through the letters quickly. Color a hat for each time you read.



		z	b	k	C	v
p	E	M	q	W	a	J
L	d	y	S	n	F	i
m	A	Y	f	K	c	P
I	V	r	X	j	N	o
h	w	T	u	D	e	G
x	O	B	Z			
Q	g	H	I			
S	R	t	U			

Parents: Initial for each time your child reads and return back to school.

- 1.
- 2.
- 3.
- 4.
- 5.
- 6.
- 7.
- 8.
- 9.
- 10.



I CAN WRITE MY NAME!

Handwriting practice lines consisting of five sets of three horizontal lines each. Each set includes a solid top line, a dashed middle line, and a solid bottom line.

Practice writing your name.


Name: _____


Write about dogs.


© 2010 WILSON JONES AT CLUTE AND JONES 1-2


Large rounded rectangular writing area for the student to write about dogs.



Two sets of handwriting lines, each consisting of a solid top line, a dashed middle line, and a solid bottom line.

 My sentence starts with a capital.
The cat ran.

 I used spaces between my words.
The cat ran.

 My sentence ends with a punctuation mark.
The cat ran!


 I used neat handwriting.
Aa Bb Cc

 My sentence makes sense.



Name: _____

Say and Spell

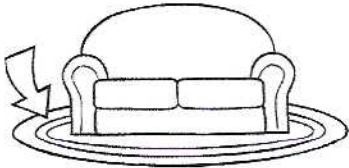
Say the name of each picture. Write the word.



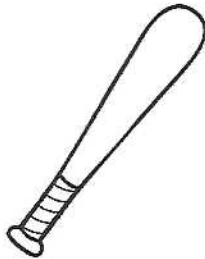
c	a	t
---	---	---




--	--	--



--	--	--




--	--	--




--	--	--

March Fluency

Directions: Set a timer for 1 minute. Read through the numbers quickly. Color a hat for each time you read.



2	8	10	6	5	3	8			
9	5	2	3	1	10	3			
4	6	7	0	8	6	2			
5	7	3	1	9	4	0			
6	1	7	8	5	10	9			
4	8	0	3						
6	9	5	2						
0	7	10	4						

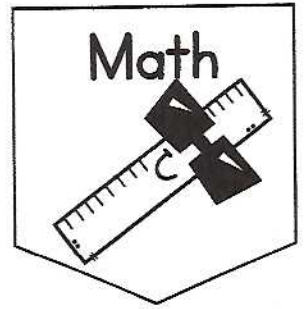


Parents: Initial for each time your child reads and return back to school.


- | | | | | | | | | | |
|----|----|----|----|----|----|----|----|----|-----|
| 1. | 2. | 3. | 4. | 5. | 6. | 7. | 8. | 9. | 10. |
|----|----|----|----|----|----|----|----|----|-----|

Name: _____


Math




1. Circle the correct number.




one



eight

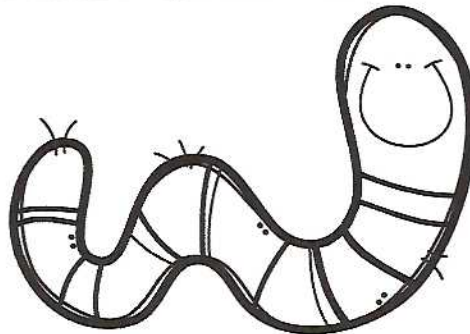

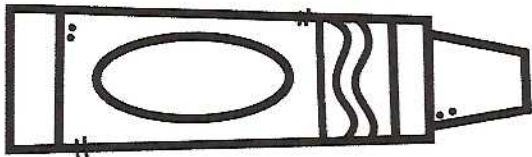


three



four

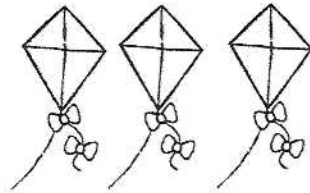
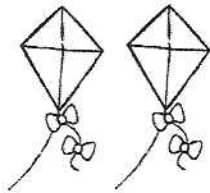
2. Circle the object in each group that is longer.




Name: _____

Addition with Pictures



(Sums to 5)





$2 + 3 = \underline{\hspace{2cm}}$





$1 + 2 = \underline{\hspace{2cm}}$



$2 + 2 = \underline{\hspace{2cm}}$



$1 + 3 = \underline{\hspace{2cm}}$




$3 + 2 = \underline{\hspace{2cm}}$


NUMBERS +0 20

Directions: Write your numbers from 0-20.

When you finish writing, go back and count from 0-20! Touch each number as you say it.

Name: _____





How Many?

Write the correct number in each square.

<table border="1"><tbody><tr><td>●</td><td>●</td></tr><tr><td>●</td><td>●</td></tr><tr><td>●</td><td></td></tr><tr><td>●</td><td></td></tr><tr><td>●</td><td></td></tr></tbody></table>	●	●	●	●	●		●		●			<table border="1"><tbody><tr><td>●</td><td>●</td></tr><tr><td>●</td><td>●</td></tr><tr><td>●</td><td>●</td></tr><tr><td>●</td><td>●</td></tr><tr><td>●</td><td>●</td></tr></tbody></table>	●	●	●	●	●	●	●	●	●	●					
●	●																										
●	●																										
●																											
●																											
●																											
●	●																										
●	●																										
●	●																										
●	●																										
●	●																										
<table border="1"><tbody><tr><td>●</td><td>●</td></tr><tr><td>●</td><td></td></tr><tr><td>●</td><td></td></tr><tr><td>●</td><td></td></tr><tr><td>●</td><td></td></tr><tr><td>●</td><td></td></tr></tbody></table>	●	●	●		●		●		●		●			<table border="1"><tbody><tr><td>●</td><td></td></tr><tr><td>●</td><td></td></tr><tr><td>●</td><td></td></tr><tr><td>●</td><td></td></tr><tr><td>●</td><td></td></tr><tr><td></td><td></td></tr></tbody></table>	●		●		●		●		●				
●	●																										
●																											
●																											
●																											
●																											
●																											
●																											
●																											
●																											
●																											
●																											
<table border="1"><tbody><tr><td>●</td><td>●</td></tr><tr><td>●</td><td>●</td></tr><tr><td>●</td><td>●</td></tr><tr><td>●</td><td></td></tr><tr><td>●</td><td></td></tr></tbody></table>	●	●	●	●	●	●	●		●			<table border="1"><tbody><tr><td>●</td><td></td></tr><tr><td>●</td><td></td></tr><tr><td>●</td><td></td></tr><tr><td>●</td><td></td></tr><tr><td>●</td><td></td></tr><tr><td>●</td><td></td></tr></tbody></table>	●		●		●		●		●		●				
●	●																										
●	●																										
●	●																										
●																											
●																											
●																											
●																											
●																											
●																											
●																											
●																											