

Devoll Week 3 3-4 Students

Student Form Easy Read Book: *It Was Too Dark*

(Level D)

It is nighttime. Olivia is in bed.

It is very dark in Olivia's room.

Olivia tries to go to sleep. She wants a drink of water.

It is too dark. Olivia says, "I need a light!"

Olivia turns on her flashlight.

Now she can see her water bottle. It is on the nightstand by her bed.

She wants her blanket. She can't see her blanket.

Olivia turns on her flashlight.

It is on her chair. She hears a sound by her door.

She can't see what is making the sound.

Olivia turns on her flashlight. Now she can see her cat, Mimi.

Mimi wants to go out the door.

Olivia turns off her flashlight.


She finally falls asleep.

1. What is Olivia trying to do?

jump



sleep



play



2. Why can't Olivia see what she wants?

too bright



too cold



too dark



3. What does Olivia say she needs?

light



pizza

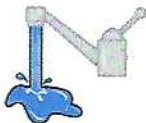


jacket



4. What does Olivia turn on to get light?

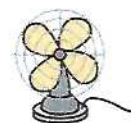
water



flashlight



fan




5. What can Olivia do when she turns on her flashlight?

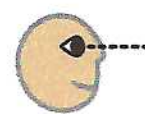
feel



hear



see




Name: _____

©Tara West

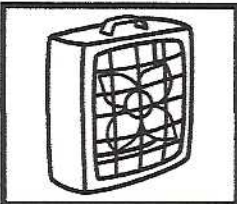



Sentences

Directions: Write a matching sentence for each picture.











Light is energy. The Sun is our main source of light. Sometimes there is no light from the Sun. We can use light bulbs or flashlights to see.



Light travels in waves called rays. Light travels fast until it bounces off an object. Light goes into our eyes and we see the object.



Light lets us see color. We see the color that bounces off of something. Blue light bounces off of a blue book. So, we see it as blue.

Notification Article 2: "See the Light"



Name: _____

1. Light is

2. The Sun is our main source of

3. Light travels in waves called

4. Light goes into our


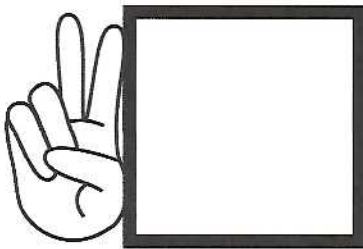













5. Light lets us color.


Name: _____ Date: _____

**Skip Counting
by 2's**

Counting by 2's to 30



















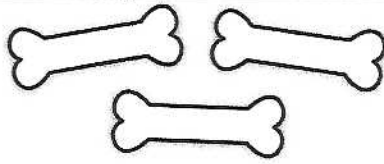
Directions: Fill in the missing numbers in the sequence.





Practice saying the times
as quickly as possible.

Time Sheet I



Name: _____ Date: _____

**Multiplying
by 2**

Multiplying by 2

Directions: Multiply the numbers to find the product.

$6 \times 2 = \square$

$4 \times 2 = \square$

$5 \times 2 = \square$

$2 \times 2 = \square$

$8 \times 2 = \square$

$7 \times 2 = \square$

$1 \times 2 = \square$

$3 \times 2 = \square$

$9 \times 2 = \square$

$10 \times 2 = \square$

Name: _____ Date: _____

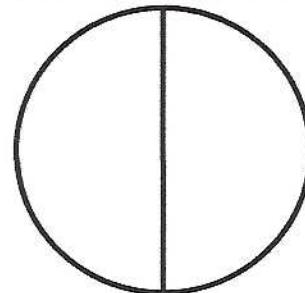
Color the Fraction

Directions: Color in the correct amount to show the fraction

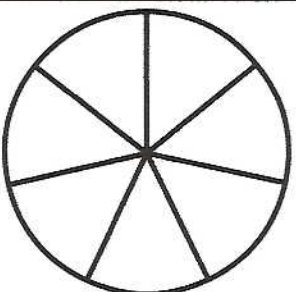
$$\frac{1}{3}$$



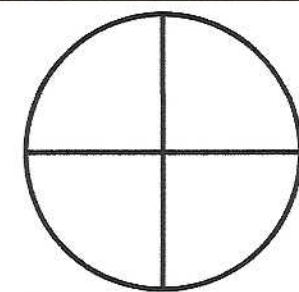
$$\frac{2}{2}$$



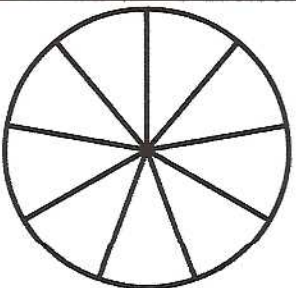
$$\frac{2}{7}$$



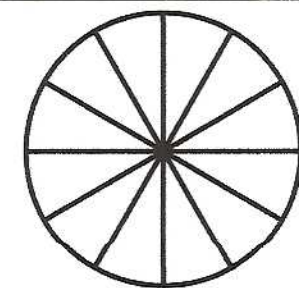
$$\frac{3}{4}$$




$$\frac{4}{9}$$



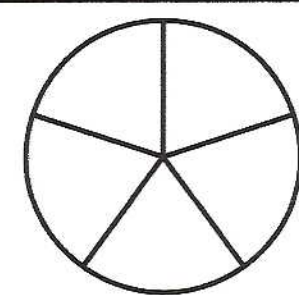
$$\frac{9}{12}$$



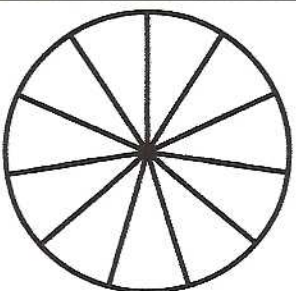
$$\frac{5}{6}$$



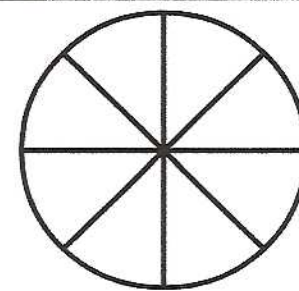
$$\frac{1}{5}$$




$$\frac{10}{11}$$




$$\frac{3}{8}$$





Practice saying the answers as quickly as you can.

Computation Sheet 1

		$11 + 4$	$12 + 3$	$10 + 5$	$12 + 2$
$18 + 0$	$13 + 6$	$10 + 10$	$11 + 1$	$12 + 1$	$11 + 3$
$1 + 4$	$4 + 0$	$2 + 2$	$3 + 0$	$2 + 1$	$1 + 4$
$1 + 1$	$2 + 0$	$1 + 0$	$1 + 2$	$0 + 4$	$3 + 2$
$0 + 1$	$1 + 3$	$3 + 1$	$2 + 0$	$2 + 2$	$0 + 2$
$3 + 0$	$0 + 1$	$1 + 4$	$0 + 2$	$2 + 3$	$1 + 2$
$0 + 4$	$0 + 3$	$1 + 1$	$0 + 3$	$1 + 3$	$3 + 0$
$1 + 0$	$2 + 1$	$0 + 5$	$2 + 2$	$2 + 3$	$0 + 5$
$1 + 4$	$2 + 1$	$3 + 1$	$0 + 0$	