

Letter Sounds

April Fluency

Directions: Set a timer for 1 minute. Read through the sounds quickly. Color a raindrop for each time you read.



p

v

o

q

i

t

l

y

p

b

c

u

k

r

j

e

h

w

g

f

n

d

a

s

x

q

z

g

s

h

d

j

f

m

o

i

w

k

a

m

i

n

u

b



c

t

v

y

r

x

e

z



Parents: Initial for each time your child reads and return back to school.

1.

2.

3.

4.

5.

6.

7.

8.


9.

10.


Name _____

Opinion Writing

* Can use a highlighter to write their answer, then your child can trace it.



or




Do you like hot cocoa or soda pop?


I like

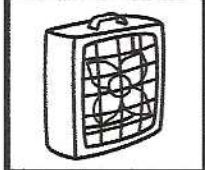
because


Name: _____


Directions: Write in the missing beginning sound for each CVC word.


		u	m
---	--	---	---


		a	g
--	--	---	---


		a	n
---	--	---	---


		u	g
--	--	---	---

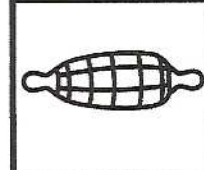
		i	x
--	--	---	---

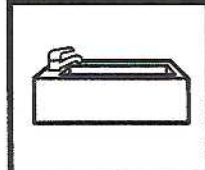
		i	n
---	--	---	---


		o	g
---	--	---	---

		a	t
--	--	---	---

		e	n
---	--	---	---


		o	b
--	--	---	---

		u	b
---	--	---	---

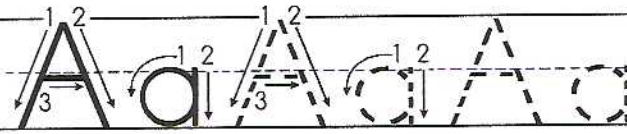
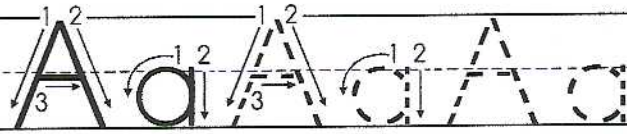
		e	d
--	--	---	---

Name _____


1 Color the letters.




2 Practice the upper and lowercase letter A.





3 Use a marker, crayon or bingo dauber to mark the upper case and lower case A's in two different colors.

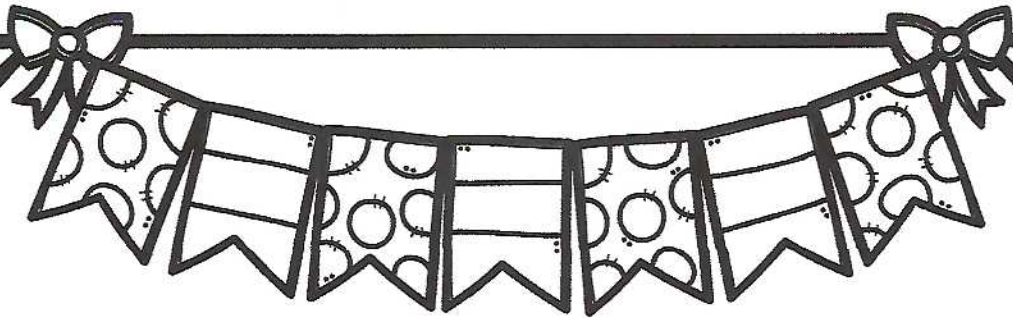


4 Color all the objects that begin with the letter A.



5 Color the letter A keys below. Then find the letter on the keyboard, and color it.





I CAN WRITE MY NAME!


Handwriting practice lines consisting of six sets of three horizontal lines each. Each set includes a solid top line, a dashed middle line, and a solid bottom line.



Practice writing your name.

Name: _____ Date: _____



Adding Stars


Directions: Add the objects together to find the sum.

 +  =

 +  =

 +  =

 +  =

+  =

Name: _____

Missing Numbers

Fill in the missing numbers.

1	2		4	5
6		8	9	
11			14	15
		18		20
21			24	

Name _____ Date _____

Practice counting by ones.

My Hundreds Chart

1	2	3	4	5	6	7	8	9	10
11	12	13	14	15	16	17	18	19	20
21	22	23	24	25	26	27	28	29	30
31	32	33	34	35	36	37	38	39	40
41	42	43	44	45	46	47	48	49	50
51	52	53	54	55	56	57	58	59	60
61	62	63	64	65	66	67	68	69	70
71	72	73	74	75	76	77	78	79	80
81	82	83	84	85	86	87	88	89	90
91	92	93	94	95	96	97	98	99	100