


2nd Grade

Weekly News

Week 5



Crooksville

www.crooksville.k12.oh.us

Reading and Language Arts

Phonics - inflected endings

Comprehension: fact and opinion

Writing - not many kids like writing, but if you can make it fun and interactive, that makes it better. Grab a notebook and write back and forth to your child, go outside and write words in chalk on the driveway. Write and illustrate a story. Create cards for neighbors or to drop off at a nursing home. Let them type me an email, we'd love to hear from them!!

Get moving! Go outside and play! Ride bikes, play outdoor games, jump on a trampoline. If you're stuck inside, play "the floor is lava," they love that! If you're stuck inside, put up a Just Dance video on YouTube or go to www.GoNoodle.com and set up a family account. We use these videos for brain breaks in the classroom, but they have longer dance videos, Zumba, Yoga, and inside recess videos that are all good exercise.

Please let your children know that we're thinking of them and that we miss them! Give them all a big hug from their teachers!!

Our school pays for memberships to many sites, all of which you are free to use at home! I sent home a paper Thursday telling you how to get on eSpark at home, but they can also get on Reading Eggs and Spelling City (they received their new lists Thursday). Reading Eggs includes a higher level reading (Reading Eggspress) as well as Math Seeds. Student login for all of these: last name first name (no spaces, all lower case)
Password: child's lunch number

Math

-2 and 3 digit subtraction. Pages sent have directions, but please visit youtube and brainpopjr for tutorials

-www.brainpopjr.com

username and password:
gradethree

-there are many topics and videos available on brainpopjr.

-Measurement - second graders should be able to measure objects using inches, centimeters, feet, yards and meters. Get out the rulers and yard sticks and start measuring!

Contact Us:

Please do not hesitate to email your child's teacher if you have any questions. OR have your kids type us up an email, we'd love to hear from them!

katie.anderson@crooksvilleschools.org

mari.frick@crooksvilleschools.org


shauna.kimble@crooksvilleschools.org

elizabeth.rupe@crooksvilleschools.org

melissa.sheets@crooksvilleschools.org

jenny.spicer@crooksvilleschools.org

Stay safe and well!



Describe what
you would like
to do for your
next birthday.

Name _____

Date _____

I checked my work for

complete sentences

uppercase letters

punctuation

spelling

Handwriting practice lines consisting of multiple sets of three horizontal lines (top, middle dashed, bottom) for writing.

Name _____

3-Digit Subtraction

$$\begin{array}{r} 776 \\ -258 \\ \hline \end{array}$$

$$\begin{array}{r} 695 \\ -439 \\ \hline \end{array}$$

$$\begin{array}{r} 509 \\ -378 \\ \hline \end{array}$$

$$\begin{array}{r} 738 \\ -642 \\ \hline \end{array}$$

$$\begin{array}{r} 560 \\ -492 \\ \hline \end{array}$$

$$\begin{array}{r} 785 \\ -326 \\ \hline \end{array}$$

$$\begin{array}{r} 895 \\ -575 \\ \hline \end{array}$$

$$\begin{array}{r} 749 \\ -282 \\ \hline \end{array}$$


$$\begin{array}{r} 819 \\ -339 \\ \hline \end{array}$$

$$\begin{array}{r} 592 \\ -365 \\ \hline \end{array}$$

$$\begin{array}{r} 726 \\ -345 \\ \hline \end{array}$$











Name _____



Telling Time

Directions: Write the time under each clock.



Daily Math

Common Core



___/10

Name _____

Regroup.

5 tens + 33 ones =

tens ones

How much money?

¢

The ice cream man has 92 cones to sell. He sold 46 at the park and 28 in the neighborhood. How many cones does the ice cream man have left to sell?

Use the data to complete the line plot.

Quiz Scores

Points Kids Scored	
# of Points	# of kids
0	3
1	2
2	9
3	5
4	4

number of kids

Number of Points

Add.

$$\begin{array}{r} 137 \\ + 55 \\ \hline \end{array}$$

$$\begin{array}{r} 153 \\ + 38 \\ \hline \end{array}$$

Subtract.

$$\begin{array}{r} 157 \\ - 29 \\ \hline \end{array}$$

$$\begin{array}{r} 146 \\ - 38 \\ \hline \end{array}$$

Circle a way to make 67.

32 + 46

72 - 5

42 + 16

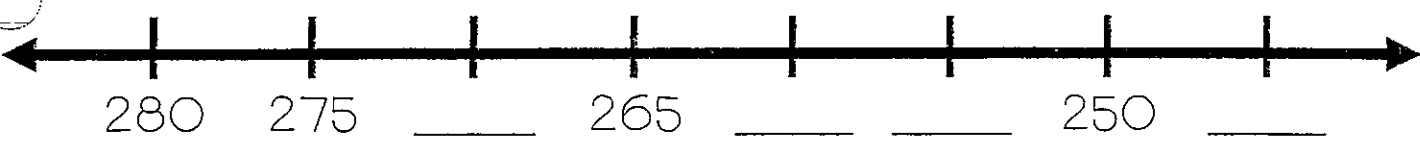
Show the time on the clock.

8:00

Write 100 more and 100 less.

794

less more



Name: _____

Score: _____

Date: _____

1)
$$\begin{array}{r} 25 \\ + 97 \\ \hline \end{array}$$

2)
$$\begin{array}{r} 70 \\ + 6 \\ \hline \end{array}$$

3)
$$\begin{array}{r} 31 \\ + 88 \\ \hline \end{array}$$

4)
$$\begin{array}{r} 48 \\ + 94 \\ \hline \end{array}$$

5)
$$\begin{array}{r} 11 \\ + 52 \\ \hline \end{array}$$

6)
$$\begin{array}{r} 61 \\ + 74 \\ \hline \end{array}$$

7)
$$\begin{array}{r} 91 \\ + 46 \\ \hline \end{array}$$

8)
$$\begin{array}{r} 73 \\ + 25 \\ \hline \end{array}$$

9)
$$\begin{array}{r} 37 \\ + 33 \\ \hline \end{array}$$

10)
$$\begin{array}{r} 84 \\ + 68 \\ \hline \end{array}$$

11)
$$\begin{array}{r} 91 \\ + 76 \\ \hline \end{array}$$

12)
$$\begin{array}{r} 83 \\ + 97 \\ \hline \end{array}$$

13)
$$\begin{array}{r} 9 \\ + 60 \\ \hline \end{array}$$

14)
$$\begin{array}{r} 49 \\ + 86 \\ \hline \end{array}$$

15)
$$\begin{array}{r} 15 \\ + 36 \\ \hline \end{array}$$

16)
$$\begin{array}{r} 98 \\ + 41 \\ \hline \end{array}$$

17)
$$\begin{array}{r} 61 \\ + 40 \\ \hline \end{array}$$

18)
$$\begin{array}{r} 88 \\ + 26 \\ \hline \end{array}$$

19)
$$\begin{array}{r} 95 \\ + 51 \\ \hline \end{array}$$

20)
$$\begin{array}{r} 38 \\ + 34 \\ \hline \end{array}$$

21)
$$\begin{array}{r} 11 \\ + 47 \\ \hline \end{array}$$

22)
$$\begin{array}{r} 8 \\ + 56 \\ \hline \end{array}$$

23)
$$\begin{array}{r} 62 \\ + 28 \\ \hline \end{array}$$

24)
$$\begin{array}{r} 2 \\ + 53 \\ \hline \end{array}$$


25)
$$\begin{array}{r} 86 \\ + 43 \\ \hline \end{array}$$

Piñatas

Review Key Words

- papier-mâché** a mixture of paper and glue that can be molded into objects
- celebrations** parties to honor special people or events
- Mexico** a North American country south of the United States
- break** to crack open

Write a Prediction



Read the Story

10 A piñata is a fun thing to have at a
18 party. It is a **figure** made out of
24 papier-mâché and filled with candy
31 and small gifts. It is made with
37 bright paint and paper. People hang
44 a piñata from the ceiling when the
52 party is inside. It is hung from the
60 branch of a tree when the party is
61 outside.
67 The children take turns trying to
73 break the piñata. They wear a
blindfold when it is their turn. They

80 hit it with a long stick. Sometimes it
88 breaks after only a few hits. Other
95 times it takes many hits to break the
103 piñata. When it finally breaks, the
109 children rush forth to claim the candy
116 and small gifts.
119 Children in Mexico have piñatas
124 on special days like Christmas and
130 Easter. Children in our country also
136 have piñatas at celebrations like
141 birthdays.
142

Cold Timing Score: _____ Final Timing Score: _____

Answer the Questions

1. What is the main idea of this story?
 - a. Piñatas make celebrations fun.
 - b. Piñatas are filled with candy.
 - c. Piñatas are made of papier-mâché.
2. What will you find inside a piñata?
 - a. sticks
 - b. paper
 - c. candy
3. What does **figure** mean in this story?
 - a. a molded shape or form
 - b. a number
 - c. an important person
4. Why is it hard for children to hit piñatas?
 - a. The children wear blindfolds.
 - b. Piñatas are very small.
 - c. The sticks are too short.
5. Why are piñatas good to have at parties?

Number Correct: _____

Write a Retell of "Piñatas"

Number of Words Written: _____

Name _____

More Adding *-ed* and *-ing*

Generalization The spelling of the base word is often changed when adding *-ed* but kept when adding *-ing*: tried, trying.

Sort the list words by *-ed* or *-ing*.

-ed

-ing

Spelling Words

1. tried

2. trying

3. planned

4. planning

5. liked

6. liking

7. hiked

8. hiking

9. cried

10. crying

11. skipped

12. skipping

Challenge Words

13. danced

14. dancing

15. replied

16. replying

1.

7.

2.

8.

3.

9.

4.

10.

5.

11.

6.

12.

Challenge Words

-ed

-ing

13.

15.

14.

16.



Home Activity Your child is learning to spell words that end with *-ed* or *-ing*. To practice at home, have your child say the word, study the word ending, and then spell the word aloud.

Name _____

More Adding -ed and -ing

Spelling Words

tried	trying	planned	planning	liked	liking
hiked	hiking	cried	crying	skipped	skipping

Write the missing list word. It rhymes with the underlined word.

1. They biked and _____ in the park.

2. We would have _____ to have biked this afternoon.

3. Chris _____ when her fish died.

4. I kept tripping as I was _____ rope.

5. Have you _____ this fried chicken?

6. Mom is _____ on canning some tomatoes.

Find two list words that follow each rule. Write the words.

Drop the final **e** before adding **-ing** to the base word.

7. _____

8. _____

Double the final consonant before adding **-ed** to the base word.

9. _____

10. _____

Just add **-ing** to the base word.

11. _____

12. _____



Home Activity Your child spelled words that end with **-ed** and **-ing**. Point to a spelling word. Have your child pronounce and spell the base word and tell whether the base word changed when the ending was added.