


2nd Grade Weekly News Week 7



Crooksville

www.crooksville.k12.oh.us

Reading and Language Arts

Phonics - grammar and writing fix-it sentences.

Comprehension: Main idea and supporting details

Don't forget to do your lessons on Reading Eggs and Reading Eggspress! Once you get to lesson 61 on Reading Eggspress, it's third grade level!

Get moving! Go outside and play! Ride bikes, play outdoor games, jump on a trampoline. If you're stuck inside, play "the floor is lava," they love that! If you're stuck inside, put up a Just Dance video on YouTube or go to www.GoNoodle.com and set up a family account. We use these videos for brain breaks in the classroom, but they have longer dance videos, Zumba, Yoga, and inside recess videos that are all good exercise.

Please let your children know that we're thinking of them and that we miss them! Give them all a big hug from their teachers!!

Our school pays for memberships to many sites, all of which you are free to use at home! I sent home a paper Thursday telling you how to get on eSpark at home, but they can also get on Reading Eggs and Spelling City (they received their new lists Thursday). Reading Eggs includes a higher level reading (Reading Eggspress) as well as Math Seeds.

Student login for all of these: last name first name (no spaces, all lower case)

Password: child's lunch number

Math

-2 and 3 digit subtraction. Pages sent have directions, but please visit youtube and brainpopjr for tutorials

-www.brainpopjr.com

username and password:
gradethree

-there are many topics and videos available on brainpopjr.

-Measurement - second graders should be able to measure objects using inches, centimeters, feet, yards and meters. Get out the rulers and yard sticks and start measuring!

Contact Us:

Please do not hesitate to email your child's teacher if you have any questions. OR have your kids type us up an email, we'd love to hear from them!

katie.anderson@crooksvilleschools.org

mari.frick@crooksvilleschools.org

shauna.kimble@crooksvilleschools.org

elizabeth.rupe@crooksvilleschools.org

melissa.sheets@crooksvilleschools.org

jenny.spicer@crooksvilleschools.org

Stay safe and well!

What do you
think 3rd
grade will be
like?

Name _____

Date _____

I checked my work for

complete sentences

uppercase letters

punctuation

spelling

Handwriting practice lines consisting of multiple sets of three horizontal lines: a solid top line, a dashed middle line, and a solid bottom line.

A Measuring Tape

13. Put a check mark next to the items that you would measure with a measuring tape.

- a window
- a crayon
- a table

14. Look around the room. Find two things that are longer than a yardstick/meter stick. Measure the items using a measuring tape.

Item # 1: _____

_____ inches long

_____ cm long

Item #2: _____

_____ inches long

_____ cm long

15. Amy says the length of the rectangle is 4 inches. Is she correct? Explain...



16. Measure the following rectangle to the nearest inch.



The rectangle is about _____ in. long.

2nd Grade Math

Tri-Golds

MEASUREMENT & DATA

2.MD.1 - BOOK # 1

Name: _____

Date: _____

Learning Goal: I can measure the length of an object by selecting and using appropriate tools (rulers, yardsticks, meter sticks, and measuring tapes).

A Ruler

1. A ruler is _____ inches long.
2. A ruler is about _____ centimeters long.

3. Put a check mark next to the items you would measure with a ruler.
 - a glue stick
 - a pencil
 - a classroom

4. Look around the room. Find two things that are shorter than a ruler. Measure the items using inches and centimeters.

Item # 1: _____ inches long
_____ cm long

Item # 2: _____ inches long
_____ cm long

A Yardstick

5. A yardstick is _____ inches long.
6. A yardstick is _____ feet long.
7. Put a check mark next to the items you would measure with a yardstick.
 - a table
 - a piece of paper
 - the length of a door

8. Look around the room. Find two things that are shorter than a yardstick. Measure the items using inches and centimeters.

Item # 1: _____ inches long
_____ cm long

Item # 2: _____ inches long
_____ cm long

A Meter Stick

9. A meter stick is _____ cm long.
10. A meter stick is about _____ inches long.
11. Circle the measuring tool that is the longest:
 - a.) the ruler
 - b.) the yardstick
 - c.) the meter stick

12. Look around the room. Find two things that are shorter than a meter stick. Measure the items using inches and centimeters.

Item # 1: _____ inches long
_____ cm long

Item # 2: _____ inches long
_____ cm long

Daily Math

Common Core



Name _____


_____/10

Regroup.


3 tens + 41 ones =

tens ones

An anthill in the backyard has 26 red ants, 34 black ants and 48 brown ants. How many ants are inside the anthill in all?



How much money?

 ¢

Add.

$$\begin{array}{r} 153 \\ + 49 \\ \hline \end{array}$$

$$\begin{array}{r} 165 \\ + 18 \\ \hline \end{array}$$

Use the data to complete the line plot.

Kids That Play Checkers

Checker Players

# of times	# of kids
0	4
1	1
2	2
3	5
4	3

number of kids

number of times played

Subtract.

$$\begin{array}{r} 175 \\ - 59 \\ \hline \end{array}$$

$$\begin{array}{r} 163 \\ - 28 \\ \hline \end{array}$$

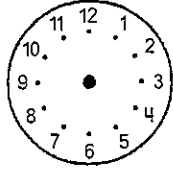
Circle a way to make 73.

33 + 49

91 - 18

41 + 29

Show the time on the clock.

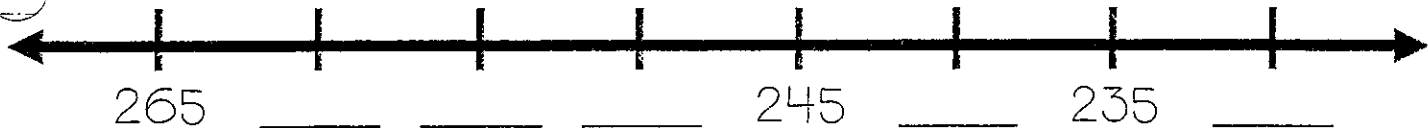


1:15

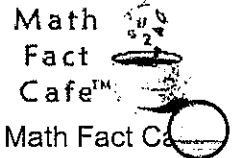
Write 100 more and 100 less.

287

less more



Find Total Value







Name: _____







Score: _____

Date: _____






Count the value of all coins. Write the value of each coin and the total amount.

1)  +  +  +  +  = Total _____








_____ ¢ _____ ¢ _____ ¢ _____ ¢ _____ ¢

2)  +  +  +  +  +  = Total _____




_____ ¢ _____ ¢ _____ ¢ _____ ¢ _____ ¢ _____ ¢

3)  +  +  +  +  = Total _____





_____ ¢ _____ ¢ _____ ¢ _____ ¢ _____ ¢

4)  +  +  +  +  +  +  = Total _____







_____ ¢ _____ ¢ _____ ¢ _____ ¢ _____ ¢ _____ ¢ _____ ¢

5)  +  +  = Total _____

_____ ¢ _____ ¢ _____ ¢

6)  +  +  +  = Total _____

_____ ¢ _____ ¢ _____ ¢ _____ ¢


7)  +  +  +  +  +  = Total _____

_____ ¢ _____ ¢ _____ ¢ _____ ¢ _____ ¢ _____ ¢

Babe Ruth

Review Key Words

- trouble a bad situation
- baseball a game played with a bat and a ball
- sick not well; ill
- home run a great hit by a baseball player that lets the batter score a run



Write a Prediction

Read the Story

<p>8 Babe Ruth was a boy who got into</p> <p>14 trouble. His mother and father could</p> <p>21 not do anything with him. So they</p> <p>28 sent him to an orphanage. In the</p> <p>33 orphanage, Babe learned to play</p> <p>41 baseball. He was good at it, and he</p> <p>48 loved to play. At last there was</p> <p>54 something he really wanted to do.</p> <p>60 When he was 19, the Baltimore</p> <p>67 Orioles asked Babe to play for them.</p> <p>74 That was how good he was. Before</p> <p>82 long he was doing things no one had</p> <p>ever done before. In 1919, he made</p>	<p>89</p> <p>96</p> <p>102</p> <p>108</p> <p>114</p> <p>121</p> <p>127</p> <p>134</p> <p>142</p> <p>151</p> <p>159</p> <p>165</p> <p>167</p>	<p>the longest hit ever—579 feet. By</p> <p>the time he stopped playing baseball,</p> <p>he had hit 714 home runs.</p> <p>But Babe never forgot his early</p> <p>years in the orphanage. He liked to</p> <p>visit with poor little boys whenever</p> <p>he could. Once he visited a hospital.</p> <p>He saw a little boy who was very</p> <p>sick. So he told him he would hit a</p> <p>home run for him that day. And he</p> <p>did. Maybe the boy reminded Babe</p> <p>of himself.</p>
---	--	--

Cold Timing Score: _____ Final Timing Score: _____

Answer the Questions

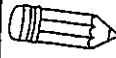
1. What is the main idea of this story?
 - a. Baseball helped Babe stay out of trouble.
 - b. Babe lived in an orphanage.
 - c. Babe hit many home runs.
2. What did Babe learn in the orphanage?
 - a. how to get into trouble
 - b. how to play baseball
 - c. how to play basketball
3. What is an **orphanage**?
 - a. a place for sick boys and girls
 - b. a home for some children
 - c. a place to learn baseball
4. Why might the little boy have reminded Babe of himself?
 - a. The boy got into trouble.
 - b. The boy was very sick.
 - c. The boy was away from home.
5. How did learning baseball help Babe?

Number Correct: _____

Write a Retell of "Babe Ruth"

Number of Words Written: _____

Name: _____ Date: _____

 **Fix it Up!** Find 5 mistakes. Rewrite the sentence in your best handwriting.



meg uzes her umbrella onrainy dayz

I have checked for:


Capital Letters ABC


Punctuation . ? !

Spelling the hte

Finger Spaces 

Name: _____ Date: _____

 **Fix it Up!** Find 4 mistakes. Rewrite the sentence in your best handwriting.



tom putt on hiz rain boots to play outside

I have checked for:

Capital Letters ABC


Punctuation . ? !

Spelling the hte

Finger Spaces 

Name: _____ Date: _____ - _____ - _____

 **Fix it Up!** Find 5 mistakes. Rewrite the sentence in your best handwriting.



matt likez to play wit hiz pet frog

Handwriting practice lines consisting of a solid top line, a dashed middle line, and a solid bottom line, repeated three times.

I have checked for:

Capital Letters ABC

Punctuation . ? !

Spelling


the
hte

Finger Spaces



Name: _____ Date: _____ - _____ - _____

 **Fix it Up!** Find 5 mistakes. Rewrite the sentence in your best handwriting.



do yoo like to plaay inn the rain

Handwriting practice lines consisting of a solid top line, a dashed middle line, and a solid bottom line, repeated three times.

I have checked for:

Capital Letters ABC

Punctuation . ? !

Spelling

the
hte

Finger Spaces

