


2nd Grade

Weekly News

Week 8



Crooksville

www.crooksville.k12.oh.us

Reading and Language Arts
Phonics - Suffixes -less and -ness
Comprehension: cause and effect

Don't forget to do your lessons on Reading Eggs and Reading Eggspress! Once you get to lesson 61 on Reading Eggspress, it's third grade level!

Get moving! Go outside and play! Ride bikes, play outdoor games, jump on a trampoline. If you're stuck inside, play "the floor is lava," they love that! If you're stuck inside, put up a Just Dance video on YouTube or go to www.GoNoodle.com and set up a family account. We use these videos for brain breaks in the classroom, but they have longer dance videos, Zumba, Yoga, and inside recess videos that are all good exercise.

Please let your children know that we're thinking of them and that we miss them! Give them all a big hug from their teachers!!

Our school pays for memberships to many sites, all of which you are free to use at home! I sent home a paper Thursday telling you how to get on eSpark at home, but they can also get on Reading Eggs and Spelling City (they received their new lists Thursday). Reading Eggs includes a higher level reading (Reading Eggspress) as well as Math Seeds. Student login for all of these: last name first name (no spaces, all lower case)
Password: child's lunch number

Math

-2 and 3 digit subtraction. Pages sent have directions, but please visit youtube and brainpopjr for tutorials

-www.brainpopjr.com

username and password:

gradethree

-there are many topics and videos available on brainpopjr.

-Measurement - second graders should be able to measure objects using inches, centimeters, feet, yards and meters. Get out the rulers and yard sticks and start measuring!

Contact Us:

Please do not hesitate to email your child's teacher if you have any questions. OR have your kids type us up an email, we'd love to hear from them!

katie.anderson@crooksvilleschools.org

mari.frick@crooksvilleschools.org

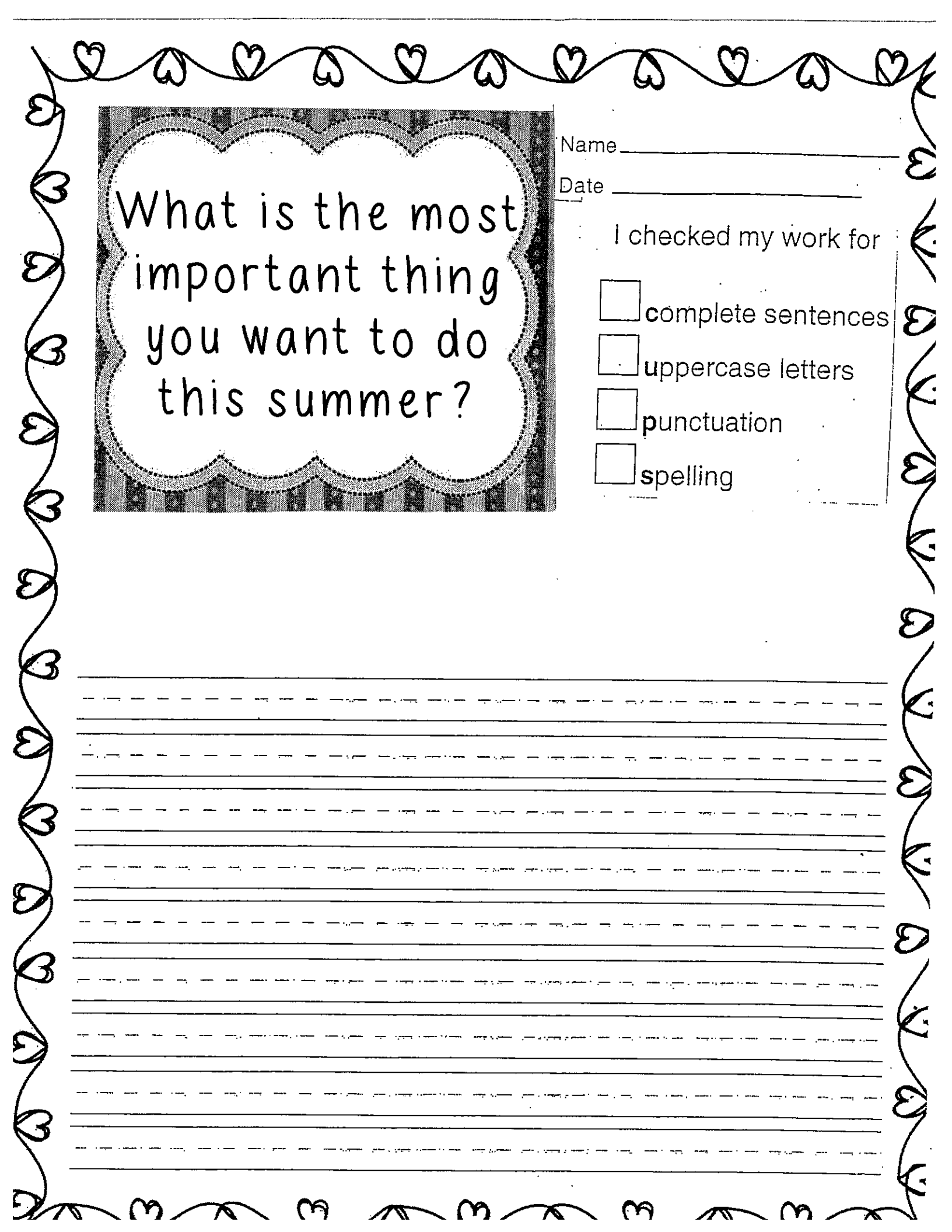
shauna.kimble@crooksvilleschools.org

elizabeth.rupe@crooksvilleschools.org

melissa.sheets@crooksvilleschools.org

jenny.spicer@crooksvilleschools.org

Stay safe and well!



What is the most important thing you want to do this summer?

Name _____

Date _____

I checked my work for

complete sentences

uppercase letters

punctuation

spelling

Handwriting practice lines consisting of multiple sets of solid top and bottom lines with a dashed middle line.

Name _____

Write the names of ten items in the house that you can measure using a twelve inch ruler. Then use a ruler to tell the number of inches of each item.

1. _____ inches

2. _____ inches

3. _____ inches

4. _____ inches

5. _____ inches

6. _____ inches

Name _____

Practice

11-9

Problem Solving: Use Logical Reasoning

Use the clues to solve the riddles.

1. Diego made a castle with small building blocks.
He used an even number of blocks.
The number of blocks is between 700 and 800.
The number of blocks is the sum of two of the numbers below.

352 476 326 423 284

What are the two numbers? _____ and _____

2. Abby counts the oranges she picks.
She counted between 400 and 500 oranges.
The number of oranges is an odd number.
The number of oranges is the sum of two of the numbers below.

137 258 114 164 281

What are the two numbers? _____ and _____

3. Max saves quarters.
The number of quarters he has saved is
between 300 and 400. It is an even number.
The number of quarters is the sum of two of the numbers below.

215 248 137 226 182

What are the two numbers?

137 and 248 182 and 226 215 and 137 248 and 182

(A)

(B)

(C)

(D)

Daily Math

Common Core



Name _____


____/10

Regroup.


2 tens + 55 ones =

tens ones

There were 86 red flowers in the garden. Jenni picked 28 of the flowers and Peter picked 37. How many red flowers are still in the garden?



How much money?



¢

Add.

$$\begin{array}{r} 166 \\ + 18 \\ \hline \end{array}$$

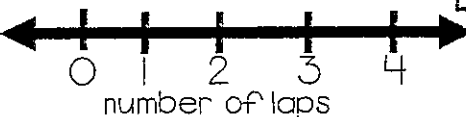
$$\begin{array}{r} 137 \\ + 57 \\ \hline \end{array}$$

Use the data to complete the line plot.

Swim Laps

Laps Kids Swam	
# of laps	# of kids
0	6
1	5
2	8
3	4
4	1

number of kids



Subtract.

$$\begin{array}{r} 142 \\ - 18 \\ \hline \end{array}$$

$$\begin{array}{r} 156 \\ - 47 \\ \hline \end{array}$$

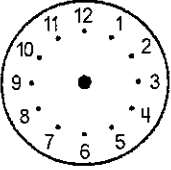
Circle a way to make 54.

25 + 75

81 - 12

23 + 31

Show the time on the clock.

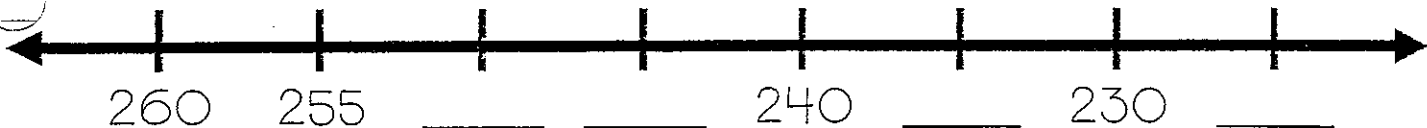


6:45


Write 100 more and 100 less.

369

less more



Find Total Value






Name: _____




Score: _____

Date: _____






Count the value of all coins. Write the value of each coin and the total amount.

1)  +  +  = Total _____







_____ ¢ _____ ¢ _____ ¢

2)  +  +  +  = Total _____





_____ ¢ _____ ¢ _____ ¢ _____ ¢

3)  +  +  +  +  = Total _____






_____ ¢ _____ ¢ _____ ¢ _____ ¢ _____ ¢

4)  +  +  +  +  +  +  = Total _____





_____ ¢ _____ ¢ _____ ¢ _____ ¢ _____ ¢ _____ ¢ _____ ¢

5)  +  +  +  = Total _____

_____ ¢ _____ ¢ _____ ¢ _____ ¢

6)  +  +  +  +  = Total _____

_____ ¢ _____ ¢ _____ ¢ _____ ¢ _____ ¢

7)  +  +  +  = Total _____

_____ ¢ _____ ¢ _____ ¢ _____ ¢

The Gold Rush

Story 14

Review Key Words

rich	having lots of money
west	the direction in which the sun sets
fast	quick; speedy
died	stopped living

Write a Prediction



Read the Story

	Some people like to get rich fast.	74	year.
7	Gold can make people rich fast.	75	The trip west was hard. For
13	Some people like to hunt for it. Over	81	every ten people who went west,
21	100 years ago, a man found gold in	87	only two got there. Some died from
29	California. This made people go to	94	the cold. Some got sick and died.
35	California to look for gold. This was	101	Others died because they did not
42	called the gold rush.	107	have food. Some turned back. For
46	People rushed to find gold in the	113	those who got to the West, the hard
53	West. This made small towns grow	121	trip was worth it. Some people made
59	into big cities. San Francisco grew	128	as much as \$5,000 in three days.
65	into a big city. It took less than one	135	

Cold Timing Score: _____ Final Timing Score: _____

Answer the Questions

1. What is the main idea of this story?
 - a. A man found gold in California more than 100 years ago.
 - b. Many people died on their way to California during the gold rush.
 - c. Many people went west to look for gold during the gold rush.
2. Why did people go to California during the gold rush?
 - a. They wanted to travel west.
 - b. They wanted to get rich fast.
 - c. They wanted to help build cities.
3. What does **trip** mean in this story?
 - a. a fall or a stumble
 - b. going from one place to another
 - c. a happy experience
4. Why did small towns become large cities so fast during the gold rush?
 - a. Many people moved there.
 - b. Bigger buildings were built.
 - c. People made a lot of money.
5. Most people never got to California. Why not?

Number Correct: _____

Write a Retell of "The Gold Rush"

Number of Words Written: _____

Suffixes -ness and -less

Spelling Words					
kindness	careless	goodness	useless	fearless	darkness
sadness	sickness	helpless	thankless	fitness	weakness

Write a list word that means the same as each word or phrase.

- | | | |
|--|--|--|
| sorrow

1. _____ | being fit

2. _____ | being good

3. _____ |
| without help

4. _____ | being kind

5. _____ | not rewarded

6. _____ |

Write a list word to finish each sentence.

7. Grandma has a _____ for sweets.
8. His _____ caused a high fever.
9. I stumbled in the _____.
10. It's _____ to look for his ring in the lake.
11. The _____ firefighters rescued the little boy.
12. I was _____ and dropped my model airplane.



Home Activity Your child used spelling words in sentences. Have your child make up new sentences, using the list words.

Name _____

Suffixes *-ness* and *-less*

Generalization When *-ness* or *-less* is added to most base words, the base word stays the same: kindness, careless.

Sort the list words by *-ness* and *-less*.

-ness

1. _____
2. _____
3. _____
4. _____
5. _____
6. _____
7. _____

-less

8. _____
9. _____
10. _____
11. _____
12. _____

Challenge Words

-ness

13. _____
14. _____

-less

15. _____

Spelling Words

1. kindness
2. careless
3. goodness
4. useless
5. fearless
6. darkness
7. sadness
8. sickness
9. helpless
10. thankless
11. fitness
12. weakness
13. awareness
14. eagerness
15. wireless

Challenge Words

13. awareness
14. eagerness
15. wireless



Home Activity Your child is learning to spell words with *-ness* and *-less*. To practice at home, have your child write the list word and circle the base word. Ask if the base word stayed the same.