

Dear Third Grader,

We want to let you know how much you mean to your Third Grade Teachers. Even though our time with you was cut short, we have enjoyed being your teachers. This last packet of work is meant to be fun for you. These are the things we would be doing if we were at school for the last week. You may keep your Memory Book, the Cheezits activity, and the Summertime words chart. Would you please complete the "Letter to a Future Student" and bring it to school with you when we return after summer break? We think our new Third Graders would enjoy your advice.

We are very proud of each of you. This has been an unusual year, but we made it! Best of luck to you in the future! We love you!

Love,

Ms. Cannon
Mrs. Anderson
Mrs. Eppley
Mrs. Pontious
Mrs. Lane
Mrs. Mathias

_____ 'S


END

of

THIRD GRADE

Memory Book





A SNAPSHOT of MY YEAR

My School: _____


My Age: _____

My Favorite Subject: _____




My Teacher: _____

My Friends

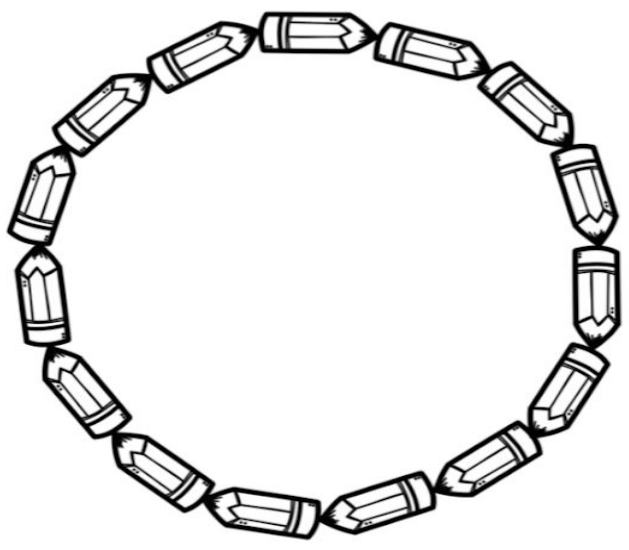



My Favorite Field Trip




My Favorite Part of this Year

My **FAVORITE** Memories








My **FAVORITE** Things this **YEAR!**

Color: _____

Food: _____

Game: _____

Movie: _____



Toy: _____

Animal: _____

Restaurant: _____

Song: _____

What I **LEARNED** This Year!



In **READING** I learned how to

In **MATH** I learned how to

In **WRITING** I learned how to

In **SCIENCE** learned

In **SOCIAL STUDIES** I learned

A LETTER TO FUTURE STUDENTS

Dear Future _____,

The best part of _____ grade is _____

This year you will learn about _____

You will also get to _____

Your teacher will love it if you _____

Good luck in _____ grade!

Sincerely,


Name: _____ Date: _____

Cheez-It Math

Find the area and perimeter of each shape.



= 1 square unit



1. Area = _____

Perimeter = _____




2. Area = _____

Perimeter = _____




3. Area = _____

Perimeter = _____




4. Area = _____

Perimeter = _____




5. Area = _____

Perimeter = _____




6. Area = _____

Perimeter = _____



7. Area = _____

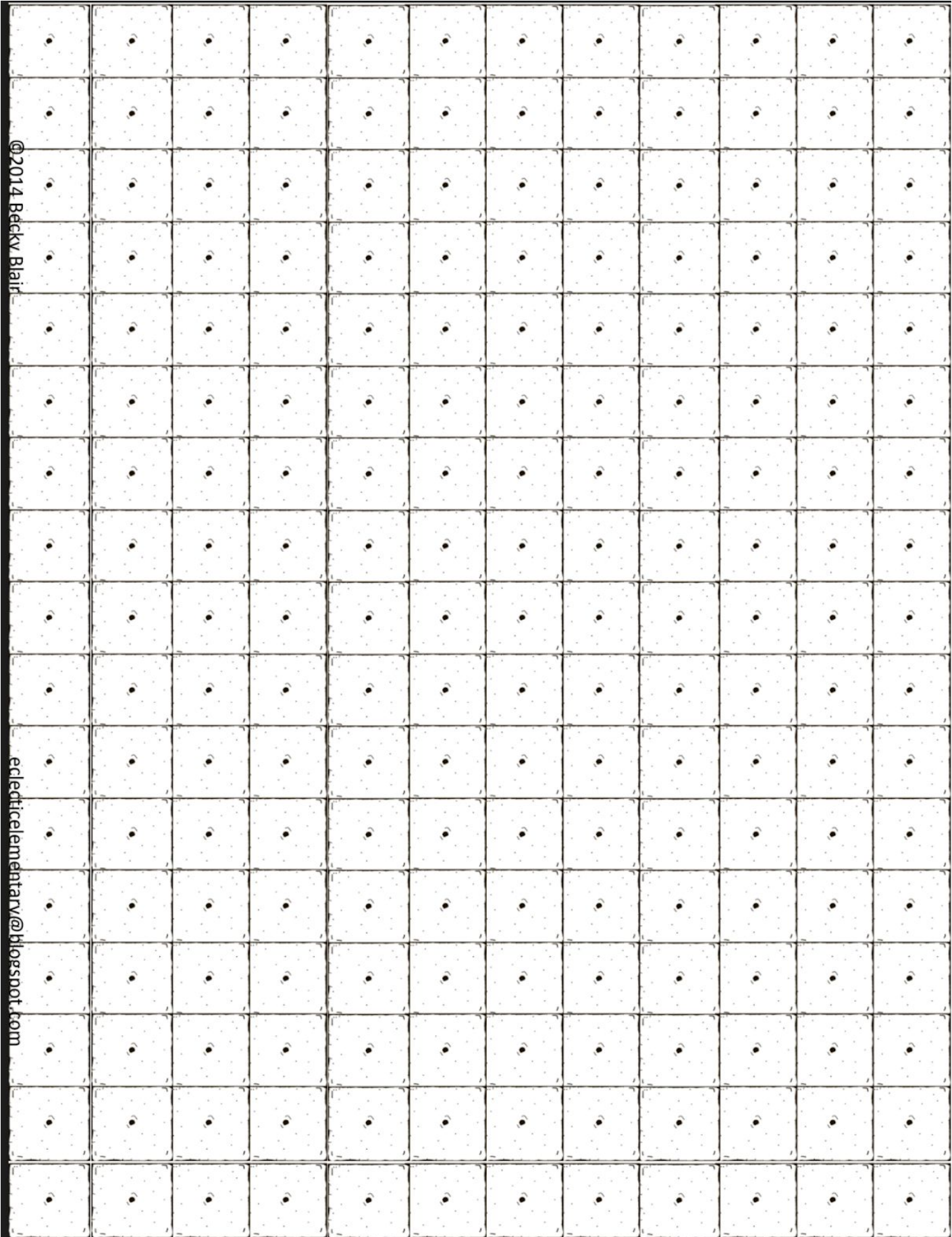
Perimeter = _____



8. Area = _____

Perimeter = _____

Bonus: Create your own cheez-it shape. Draw it on the back of this sheet. Then, find the area AND perimeter of your shape.




©2014 Becky Blair

ecledicelamentary@blogspot.com

Name: _____

Letter Mix-Up



How many words can you make by rearranging the letters in the word SUMMERTIME?

Cut out the square letter tiles on the second page. Re-arrange them to make as many different words as possible. Record your word list on the tables below.

3 Letter Words	4 Letter Words	5+ Letter Words

Scoring: Give yourself 1 point for each 3-letter word.
Give yourself 2 points for each 4-letter word.
Give yourself 3 points for each word with 5 or more letters.

total points: _____

