

Devoll Week 5 3-4 Students

Student Form

Easy Read Book: *Down on Budget Farm*

(Level E)

The animals work hard on Budget Farm all week.

They help Farmer Dave on the farm.

He pays them every week for their work.

Each animal has a budget.

The budget shows the money they earn, spend and save.

Today is their favorite day. It's payday!

Percy Pig wants to buy a big bucket of mud.

He does not have enough money this week.

He says, "I will put my money in my piggy bank."

Carrie Cow want to buy new bows for her hair.

Carrie Cow says, "I will spend my moola on bows!"

Henry Horse want to buy a new saddle.

He wants to earn more money.

Henry Horse says, "I will give rides to our neighbors!"

1. What do the animals do all week?

work



play




dance



2. What does Farmer Dave give to the animals?

food



garbage



paycheck



3. What helps the animals use their money?

budget

BUDGET	
	\$1,500
Rent	- 550
Utilities	- 400
Gas	- 450
Electric	- 100
Total	900

Sun



neighbors



4. Where does Percy Pig put his money?


wallet



piggy bank



mud



5. What does Carrie Cow do with her money?

save



donate



spend



The Life Cycle of a Frog

Frogs start off their lives as eggs. A mother frog lays her eggs in the water. When the eggs hatch, a tadpole comes out. As the tadpole grows, it turns into a frog. Then, the frog lays eggs in the water and it starts all over!


1. How do frogs start their lives?
 - a. eggs
 - b. babies
 - c. frogs
2. What comes out of eggs?
 - a. frogs
 - b. turtles
 - c. tadpoles

3. A tadpole will grow into a _____.
(frog, toad)


4. A frog will lay new eggs _____.
(in the water, on the land)

5. What does a mother frog do?

Vocabulary



frogs




eggs



hatch



tadpole



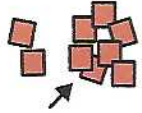
grows

Read and spell words out loud.


Spelling List 2



buy




more



want



farm



their



get

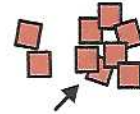
Copyright © 2020 iQiyi, LLC. All rights reserved. Unique Learning Systems®, April 2020


Unit 23, Economics, Earn Before You Spend Lesson 9, High-Frequency Spelling Lists 2 and 3

Practice writing words.

Spelling List 2













Copyright © 2020 iQiyi, LLC. All rights reserved. Unique Learning Systems®, April 2020

Unit 23, Economics, Earn Before You Spend Lesson 9, High-Frequency Spelling Lists 2 and 3

Fill in the blanks with words.

Spelling List 2

1. There are animals on the .

2. Is it something you need or ?

3. ready to go.

4. I wish I had a lot money.

5. The sale was one, get one free.

6. They have to pay bills.

Copyright © 2020 iQiyi, LLC. All rights reserved. Unique Learning Systems®, April 2020

Unit 23, Economics, Earn Before You Spend Lesson 9, High-Frequency Spelling Lists 2 and 3, Write Level 2

Use words to answer.

Spelling List 2

1. What word starts like man?

2. What word rhymes with hair?

3. What word starts like goat?

4. What word starts like bus?

5. What word starts like wind?


6. What word ends like worm?

Copyright © 2020 iQiyi, LLC. All rights reserved. Unique Learning Systems®, April 2020


Unit 23, Economics, Earn Before You Spend Lesson 9, High-Frequency Spelling Lists 2 and 3, Visual Study Level 3

Name _____

Opinion Writing



or



Do you like nachos or donuts?

I like

because

+3

ADDITION FACT PRACTICE

Solve
each fact
equation.

$$\begin{array}{r} 0 \\ + 3 \\ \hline \end{array}$$

$$\begin{array}{r} 1 \\ + 3 \\ \hline \end{array}$$

$$\begin{array}{r} 2 \\ + 3 \\ \hline \end{array}$$

$$\begin{array}{r} 3 \\ + 3 \\ \hline \end{array}$$

$$\begin{array}{r} 4 \\ + 3 \\ \hline \end{array}$$

$$\begin{array}{r} 5 \\ + 3 \\ \hline \end{array}$$

$$\begin{array}{r} 6 \\ + 3 \\ \hline \end{array}$$

$$\begin{array}{r} 7 \\ + 3 \\ \hline \end{array}$$

$$\begin{array}{r} 8 \\ + 3 \\ \hline \end{array}$$

$$\begin{array}{r} 9 \\ + 3 \\ \hline \end{array}$$

$$\begin{array}{r} 10 \\ + 3 \\ \hline \end{array}$$

$$\begin{array}{r} 11 \\ + 3 \\ \hline \end{array}$$

$$\begin{array}{r} 12 \\ + 3 \\ \hline \end{array}$$

Now practice your facts by solving the equations.

$1 + 3 = \underline{\quad}$

$9 + 3 = \underline{\quad}$

$8 + 3 = \underline{\quad}$

$12 + 3 = \underline{\quad}$

$3 + 3 = \underline{\quad}$

$4 + 3 = \underline{\quad}$

$5 + 3 = \underline{\quad}$

$7 + 3 = \underline{\quad}$

$10 + 3 = \underline{\quad}$

$11 + 3 = \underline{\quad}$

$2 + 3 = \underline{\quad}$

$6 + 3 = \underline{\quad}$

$0 + 3 = \underline{\quad}$

-3

SUBTRACTION FACT PRACTICE

Solve each fact equation.

$$\begin{array}{r} 3 \\ - 0 \\ \hline \end{array}$$

$$\begin{array}{r} 3 \\ - 1 \\ \hline \end{array}$$

$$\begin{array}{r} 3 \\ - 2 \\ \hline \end{array}$$

$$\begin{array}{r} 3 \\ - 3 \\ \hline \end{array}$$

$$\begin{array}{r} 4 \\ - 3 \\ \hline \end{array}$$

$$\begin{array}{r} 5 \\ - 3 \\ \hline \end{array}$$

$$\begin{array}{r} 6 \\ - 3 \\ \hline \end{array}$$

$$\begin{array}{r} 7 \\ - 3 \\ \hline \end{array}$$

$$\begin{array}{r} 8 \\ - 3 \\ \hline \end{array}$$

$$\begin{array}{r} 9 \\ - 3 \\ \hline \end{array}$$

$$\begin{array}{r} 10 \\ - 3 \\ \hline \end{array}$$

Now practice your facts by solving the equations.

$3 - 1 = \underline{\quad}$

$9 - 3 = \underline{\quad}$

$8 - 3 = \underline{\quad}$

$6 - 3 = \underline{\quad}$

$3 - 3 = \underline{\quad}$

$4 - 3 = \underline{\quad}$

$5 - 3 = \underline{\quad}$

$3 - 0 = \underline{\quad}$

$3 - 2 = \underline{\quad}$

$7 - 3 = \underline{\quad}$

$10 - 3 = \underline{\quad}$

Name: _____ Date: _____

**Multiplying
by 2**

Multiplying by 2

Directions: Multiply the numbers to find the product.

$3 \times 2 = \square$

$5 \times 2 = \square$

$8 \times 2 = \square$

$1 \times 2 = \square$

$4 \times 2 = \square$

$7 \times 2 = \square$

$2 \times 2 = \square$

$10 \times 2 = \square$

$9 \times 2 = \square$


$6 \times 2 = \square$


Name: _____ Date: _____


Time to the Hour
:00


What Time Is It?


Directions: Write the time on each clock in the box..























Name: _____ Date: _____

Place Value Numbers

Directions: Write the amount shown.

