


Practice saying  
letter sounds.

Alphabet  
Set 5




		I	K	J	h
A	g	F	d	s	M
b	n	V	C	x	a
Z	p	i	O	u	y
T	R	E	w	q	M
j	U	n	H	Y	B
g	t	V	f	r	C
D	E	x	S	W	z
a	Q	p	L		


Name \_\_\_\_\_

# Opinion Writing

\*Note: You may use a highlighter and have your child trace it or have them copy from a model you wrote for them.



or



Do you like nachos or donuts?

I like

\_\_\_\_\_  
-----  
\_\_\_\_\_

because


\_\_\_\_\_  
-----  
\_\_\_\_\_


\_\_\_\_\_  
-----  
\_\_\_\_\_  
-----  
\_\_\_\_\_  
-----  
\_\_\_\_\_




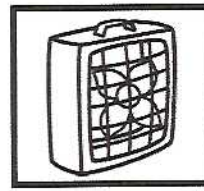
Name: \_\_\_\_\_


Directions: Write in the missing ending sound for each CVC word.


	<b>c</b>	<b>u</b>	
---	----------	----------	--

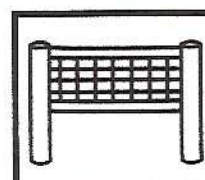
	<b>m</b>	<b>o</b>	
--	----------	----------	--


	<b>r</b>	<b>a</b>	
---	----------	----------	--


	<b>f</b>	<b>a</b>	
--	----------	----------	--


	<b>p</b>	<b>o</b>	
--	----------	----------	--

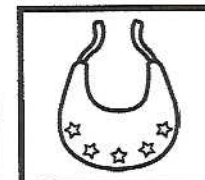
	<b>t</b>	<b>u</b>	
---	----------	----------	--


	<b>n</b>	<b>e</b>	
---	----------	----------	--

	<b>w</b>	<b>e</b>	
--	----------	----------	--

	<b>s</b>	<b>u</b>	
---	----------	----------	--


	<b>s</b>	<b>i</b>	
--	----------	----------	--



	<b>b</b>	<b>i</b>	
---	----------	----------	--

	<b>c</b>	<b>a</b>	
--	----------	----------	--

Practice reading the  
Sight words.

Sight Words  
Set 2





		like	we	the	can
we	the	can	I	we	the
like	can	we	I	the	see
see	can	like	the	we	like
like	I	we	see	I	the
can	we	we	like	the	can
the	see	can	I	we	like
I	we	like	can	the	see
see	can	I	we		





Name: \_\_\_\_\_


Directions: Color the matching beginning sound.


	<b>g</b>	<b>r</b>
---	----------	----------


	<b>l</b>	<b>h</b>
--	----------	----------


	<b>c</b>	<b>p</b>
---	----------	----------

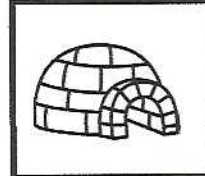
	<b>k</b>	<b>s</b>
--	----------	----------


	<b>b</b>	<b>d</b>
--	----------	----------


	<b>b</b>	<b>a</b>
---	----------	----------


	<b>l</b>	<b>c</b>
---	----------	----------

	<b>j</b>	<b>d</b>
--	----------	----------

	<b>i</b>	<b>u</b>
---	----------	----------

	<b>n</b>	<b>f</b>
--	----------	----------


	<b>f</b>	<b>z</b>
---	----------	----------

	<b>h</b>	<b>j</b>
--	----------	----------

Practice reading the numbers.

Numbers Sheet II



		11	20	16	5
8	13	19	8	12	9
17	3	5	7	0	6
0	6	15	10	18	16
18	4	9	19	1	3
10	11	2	17	7	14
8	2	20	3	2	6
14	7	9	12	11	1
10	4	15	5		

Name \_\_\_\_\_

Date \_\_\_\_\_

# Writing Numbers 1-20








Name: \_\_\_\_\_ Date: \_\_\_\_\_



**Adding  
Pictures to 5**



# Adding Hearts

Directions: Add the objects together to find the sum.

 $+$  $=$

 $+$  $=$

 $+$  $=$

 $+$  $=$

 $+$  $=$




Name: \_\_\_\_\_ Date: \_\_\_\_\_

# Subtracting Circles

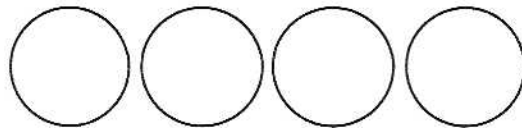
Directions: Cross out the objects to find the difference.

$4 - 3 =$



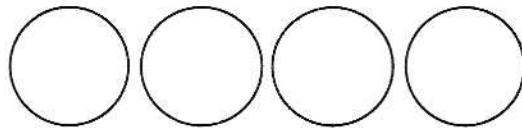
Cross out 3 circles.

$4 - 2 =$



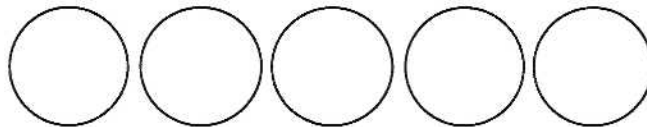
Cross out 2 circles.

$4 - 1 =$



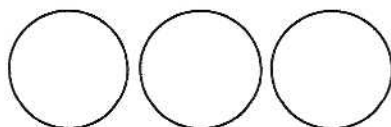
Cross out 1 circle.

$5 - 4 =$



Cross out 4 circles.

$3 - 2 =$



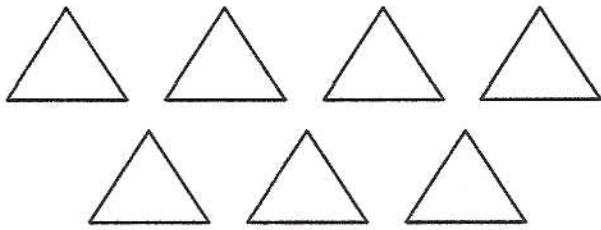
Cross out 2 circles.

Name: \_\_\_\_\_ Date: \_\_\_\_\_

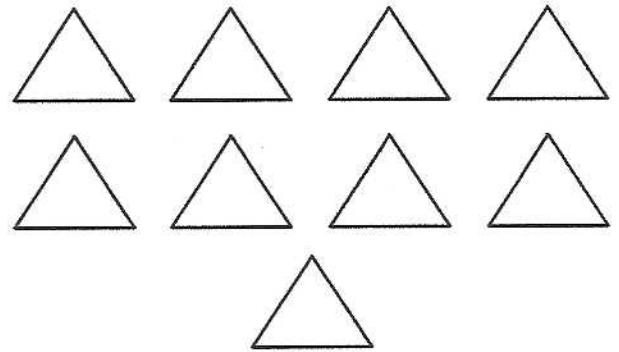
Counting 6-10

# How Many Triangles?


Directions: Count and circle the correct number of items.




6      7      8



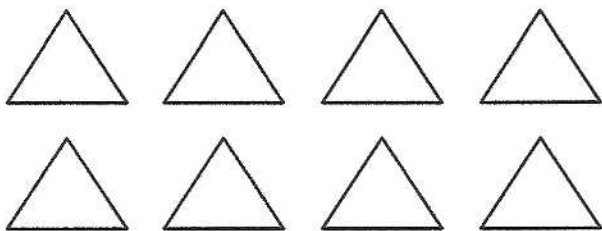
7      8      9



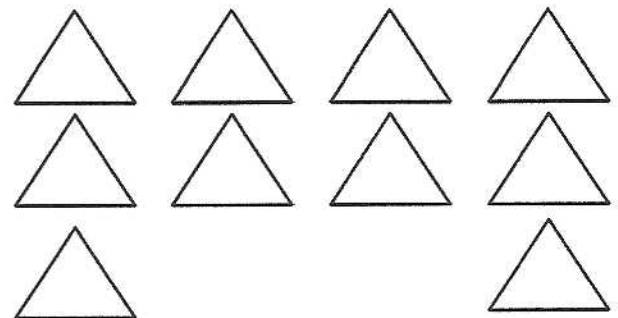
10      8      9



8      6      7



8      10      9



8      9      10