


Practice Saying
letter sounds.

Alphabet
Set 6




		q	s	C	w
D	v	E	b	F	r
G	n	T	h	M	y
J	k	O	I	P	o
K	N	a	S	q	Z
c	X	m	V	A	d
f	g	U	R	H	j
i	L	B	X	p	e
S	w	M	v	Three simple line drawings of carrots with leafy tops, arranged in a slightly overlapping row.	

****Note: You may use a highlighter and have your child trace their response or have them copy from a model you wrote for them.****

Opinion Writing



or




Do you like cake or pie?


I like


because


Name: _____


Directions: Write in the missing ending sound for each CVC word.

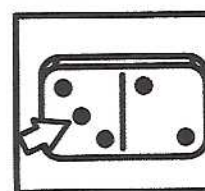
	h	a	
---	----------	----------	--

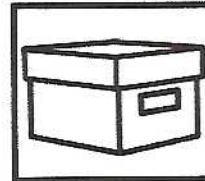
	n	u	
--	----------	----------	--


	t	e	
---	----------	----------	--


	w	a	
--	----------	----------	--

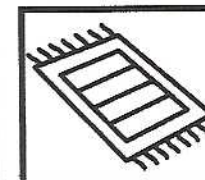
	h	i	
--	----------	----------	--


	d	o	
---	----------	----------	--

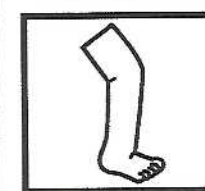
	b	o	
---	----------	----------	--

	p	i	
--	----------	----------	--

	d	a	
---	----------	----------	--


	r	u	
--	----------	----------	--


	s	u	
---	----------	----------	--

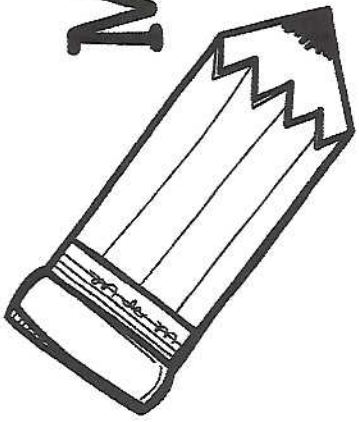
	l	e	
--	----------	----------	--

Practice reading the sight words.

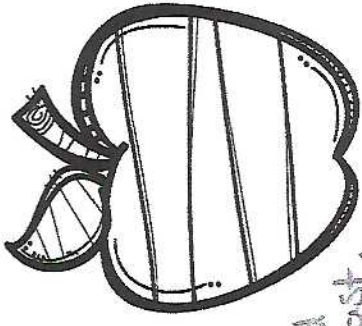
Sight Words Set 3



		the	I	like	see
the	we	see	like	we	I
see	like	can	the	I	see
like	see	we	I	can	the
I	can	like	see	we	the
see	like	I	can	the	like
can	we	see	the	I	see
see	I	like	see	can	we
like	we	see	I		



My teacher likes me to
practice my name!



practice First and Last.

1.


2.

3.

4.

Practice reading the numbers.

Numbers Sheet 6



		6	4	8	9
10	5	7	8	1	3
3	1	2	5	4	7
9	6	0	3	8	2
5	0	8	1	6	4
2	3	4	10	2	9
7	1	5	8	7	10
4	5	10	3	6	7
9	2	6	0	Three simple line drawings of carrots with leafy tops, arranged horizontally.	

Name _____

Date _____

Writing Numbers 1-20

/20


Name: _____ Date: _____

Adding Cars


Directions: Add the objects together to find the sum.



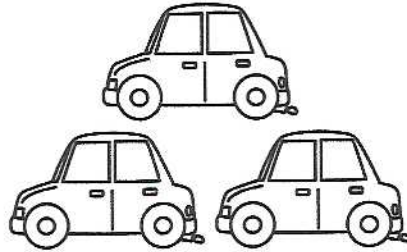
+



=




+




=




+



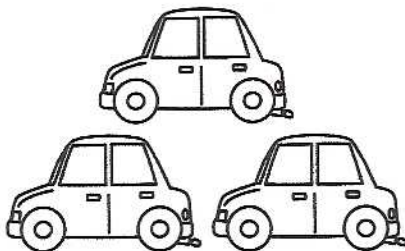
=



+



=



+



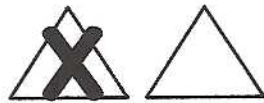
=

Name: _____ Date: _____

Subtracting Triangles

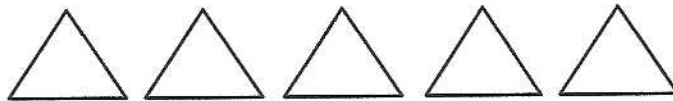
Directions: Cross out the objects to find the difference.

$2 - 1 =$



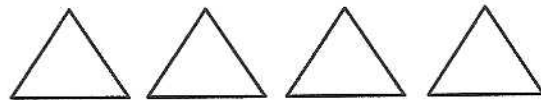
Cross out 1 triangle.

$5 - 2 =$



Cross out 2 triangles.

$4 - 2 =$



Cross out 2 triangles.

$5 - 4 =$



Cross out 4 triangles.

$4 - 3 =$



Cross out 3 triangles.

Name: _____ Date: _____

Counting 6-10

How Many Stars?

Directions: Count and write the number in the box.

